

As a stretcher for emergency. As a bed while waiting for rescue.
The airbag stretcher inflates instantly by CO2 gas.

A slide board under the stretcher protects against damages from ground.
The stretcher can be slid and carried by one person.

Only 3 seconds to inflate.



Strong Inflation which prevents an injured person from touching the ground.



Seven airbag tubes



60mm thickness

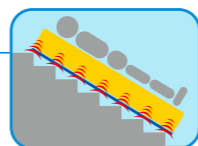
Flexible use

- Non-frame design enables the stretcher to move around in a small space like stairs and elevators.
- Reusable by changing the CO2 cartridges as long as there is no damage on the stretcher.
- Manual air pump can inflate the airbag without using the CO2 cartridge.
- As a normal stretcher when not inflating.
- Washable

Advantages of the airbag system

Sliding on stairs

Sliding on stairs by the slide board. Absorbing impacts by the airbag.



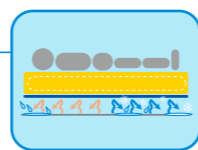
Small size storage by rolling

Compact size in a storage bag (W86cm x H22cm) to store under a bed or in a locker. A handle is attached for carrying.



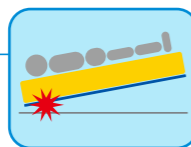
Protection from ground condition

The slide board and air in the airbag protect an injured person from heat, cold or other bad ground conditions.



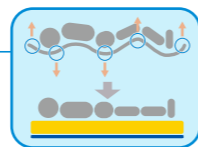
Impact reduction while carrying

The airbag reduces the impact in case it hits objects like walls or poles while carrying. It also reduces an impact when placing on the ground.



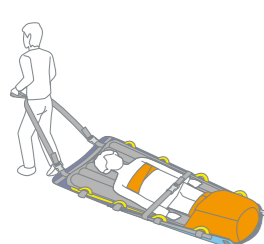
Less physical strain

Seven strong airbags reduce physical strain.



Example of use

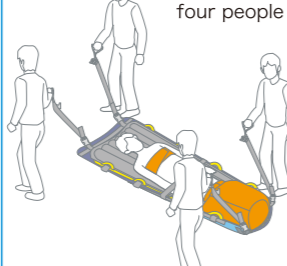
Carry by one person (by slide board)



Carry by three people



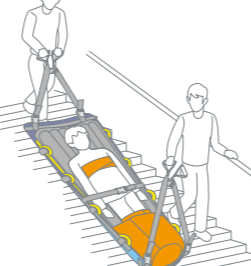
Carry by four people



Carry by four people with shoulder straps and handles



Carry on stairs



Simulation



Carry by sliding

Carry by four people

Carry on stairs

Carry on stairs

Carry on stairs

Airbag system Stretcher + Board

Multilayer board Superior strength, durability and water resistance



Size Airbag(Before): 1780 x 800 mm
Board: 1900 x 800 x Thickness 1.5 mm
Weight: 5.5 kg


How to activate Easy to activate, reset and store.



Take out from the bag and Unroll the stretcher.
⚠ Don't activate as the stretcher is rolled.



Pull the cord as the cartridge is held vertically as shown in the image.



The stretcher inflates in about three seconds.

Roll and store in the bag

Size: W86·H22·D22cm



Detachable belt with grips



Chest belt (Velcro fastenings)



Fall prevention foot cover and belt



How to reinstall the CO2 cartridge. Reusable by changing the CO2 cartridges as long as there is no damage on the stretcher.



How to release air ⚠ Release air completely. Otherwise, it may burst when it is inflated again.
① Insert the projection of the cap of the air release valve. ② Release air completely by rolling the stretcher ③ Cap the air release valve


① After use, insert the projection of the cap into the air release valve and roll the stretcher to deflate completely.
⚠ Cap the air release valve without fail after deflating the stretcher.



How to re-install ⚠ The CO2 cartridge is not reusable. Screw the new CO2 cartridge fully into the bottom until it cannot go any further.
① Hold the airbag trigger system and unscrew the used cartridge. ② Lift up the lever of the airbag trigger system. ③ Screw the new CO2 cartridge fully into the bottom until it cannot go any further. ④ Re-installation is done and the stretcher is now usable.

② Unscrew and take out the used cartridge. After lifting up the lever, please install the new cartridge. (The lever must be lifted up before screwing the new CO2 cartridge.)

Optional Accessories



Specifications

Airbag: Face(Black)/420D Nylon(PU laminated) Back(Yellow)/210D Nylon(PU laminated)
Board: polypropylene · polyethylene
Bag: Polyester 600D
Size (packed in bag): W860 x H220 x D220 mm
Size Airbag(Before): 1780 x 800 mm
Board: 1900 x 800 x Thickness 1.5 mm
Weight: 5.5 kg
Cartridge: CO2 gas cartridge 100cc (70g)

Caution In case the stretcher is activated as it's rolled, it can be damaged. In case the stretcher is activated before releasing all the air, it can be damaged. The stretcher cannot be packed in the bag if some air stays inside. Make sure to screw the CO2 cartridge fully. The stretcher doesn't work properly if it's loosen or screwed not straight. CO2 cartridge is one-time use. It cannot be reused. Please store the CO2 cartridge below 40 degrees Celsius. Don't store in a car or another place which can be high temperature. The slide board can get damaged by sliding on hard ground such as concrete or asphalt.