

Front

Back

hit-air airbag system

Tool set for Keybox Type-B



Keybox Type-B
Example of use



Setting bolt



Hexagon wrench




4 560216 419196



hit-air
SHOCK BUFFERING SYSTEM

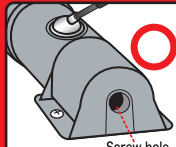
www.hit-air.com

For storage




⚠ Caution

After resetting the keybox,
The setting bolt must be taken
away from the keybox.



Screw hole

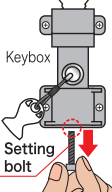
A screw hole at the bottom of the keybox is visible.



Setting bolt

Airbag will not be activated. NG

The setting bolt remains attached to the keybox.



Keybox

Setting bolt

The Hit-Air will not be activated if the setting bolt remains in the keybox. Make sure that the setting bolt is removed from the keybox before using the Hit-Air.

The setting bolt is a tool to be used for setting the keyball into the hole of the keybox for re-assembling.

MUGEN DENKO CO.,LTD.

90 mm

55 mm

hit-air airbag system

Tool set for Keybox Type-B



Keybox Type-B
Example of use



Setting bolt



Hexagon wrench




4 560216 419196



hit-air
SHOCK BUFFERING SYSTEM

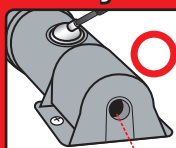
www.hit-air.com

For storage




⚠ Caution

After resetting the keybox,
The setting bolt must be taken
away from the keybox.



Screw hole


A screw hole at the bottom of the keybox is visible.



Setting bolt

Airbag will not be activated. NG

The setting bolt remains attached to the keybox.



Keybox

Setting bolt

The Hit-Air will not be activated if the setting bolt remains in the keybox. Make sure that the setting bolt is removed from the keybox before using the Hit-Air.

The setting bolt is a tool to be used for setting the keyball into the hole of the keybox for re-assembling.

MUGEN DENKO CO.,LTD.