

Front

Back


hit-air airbag system

Tool set for Keybox Type-Y

Keybox Type-Y Example of use



Setting bolt



Hexagon wrench



4 560216 419202

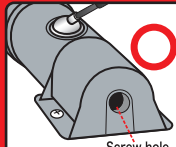
hit-air SHOCK BUFFERING SYSTEM
www.hit-air.com

For storage

hit-air SHOCK BUFFERING SYSTEM


Caution

After resetting the keybox, The setting bolt must be taken away from the keybox.



Screw hole

A screw hole at the bottom of the keybox is visible.



Setting bolt **NG**

Airbag will not be activated.

The setting bolt remains attached to the keybox.

90 mm

The Hit-Air will not be activated if the setting bolt remains in the keybox. Make sure that the setting bolt is removed from the keybox before using the Hit-Air.

The setting bolt is a tool to be used for setting the keyball into the hole of the keybox for re-assembling.

Keybox

Setting bolt

MUGEN DENKO CO.,LTD.

55 mm

hit-air airbag system

Tool set for Keybox Type-Y

Keybox Type-Y Example of use



Setting bolt



Hexagon wrench



4 560216 419202

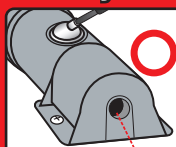
hit-air SHOCK BUFFERING SYSTEM
www.hit-air.com

For storage

hit-air SHOCK BUFFERING SYSTEM


Caution

After resetting the keybox, The setting bolt must be taken away from the keybox.



Screw hole

A screw hole at the bottom of the keybox is visible.



Setting bolt **NG**

Airbag will not be activated.

The setting bolt remains attached to the keybox.

The Hit-Air will not be activated if the setting bolt remains in the keybox. Make sure that the setting bolt is removed from the keybox before using the Hit-Air.

The setting bolt is a tool to be used for setting the keyball into the hole of the keybox for re-assembling.

Keybox

Setting bolt

MUGEN DENKO CO.,LTD.