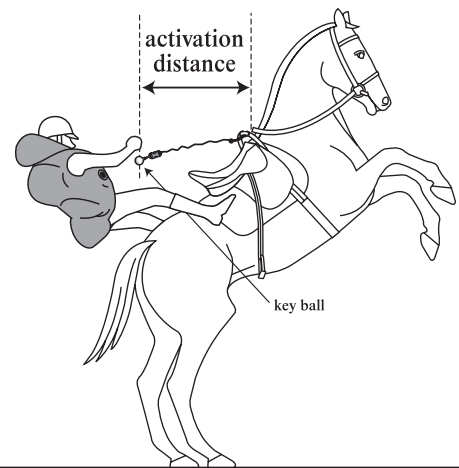
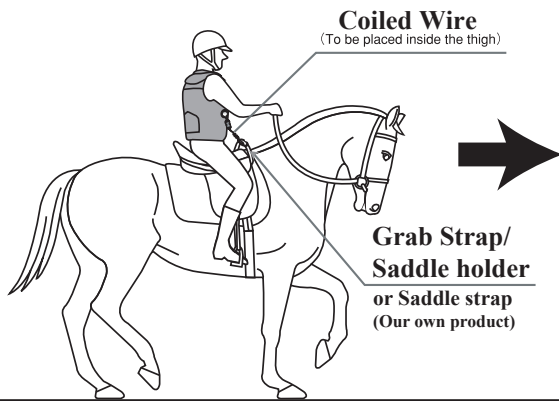


## 2 General Information



The jacket with the Hit-Air (Shock-buffering Protection System) is to be worn as outerwear when horseback riding.

It will be activated/inflated immediately after a distance from the rider to the horse exceeds the "activation distance" (\*1) when the rider falls off or is thrown off the horse. It will be activated at the moment the key ball is pulled out from the key box (see 4-3 P12).

This causes the gas cartridge to release the CO<sub>2</sub> gas into the air cushions to inflate them immediately.

Inflated air cushions are designed to come between the rider's body and objects against which the rider may strike after falling off or being thrown off the horse. The Hit-Air will act as a buffer to absorb the shock of impact and reduce the risk of injury the rider who wears it.

However, this does not imply or guarantee rider's safety.

The key ball requires considerable force to be pulled out and will not be released easily because of the elastic nature of the coiled wire, thus the Hit-Air will not inflate under normally anticipated riding conditions including standing on pegs.

(\*1) The "activation distance" is defined as the length of the coiled wire stretched to its full length from the horse to the rider's key box on the Hit-Air without any obstacles in between.

- If the "coiled wire" running from the "key box" to the saddle holder touches an obstacle such as the rider's body, any part of the saddle, a whip or any other projecting object, there is a possibility of accidental activation within the "activation distance" by a force strong enough to pull the "key ball" out of the "key box".
- If the rider crashes or falls down together with the horse, unless the "activation distance" is exceeded, the Hit-Air will not be activated. The Hit-Air will not protect areas where the inflated air cushion does not cover.
- If the rider wearing the Hit-Air forgets to disconnect the "one-touch release" and goes away from the horse farther than the "activation distance", a force of approximately 30kg-35kg (See 4-3 P12) may activate and inflate the Hit-Air. Connect or disconnect the "one-touch release" while you are on the horse.
- Once a gas cartridge is used, it cannot be used again. Buy a new one from an authorized dealer.

7

8

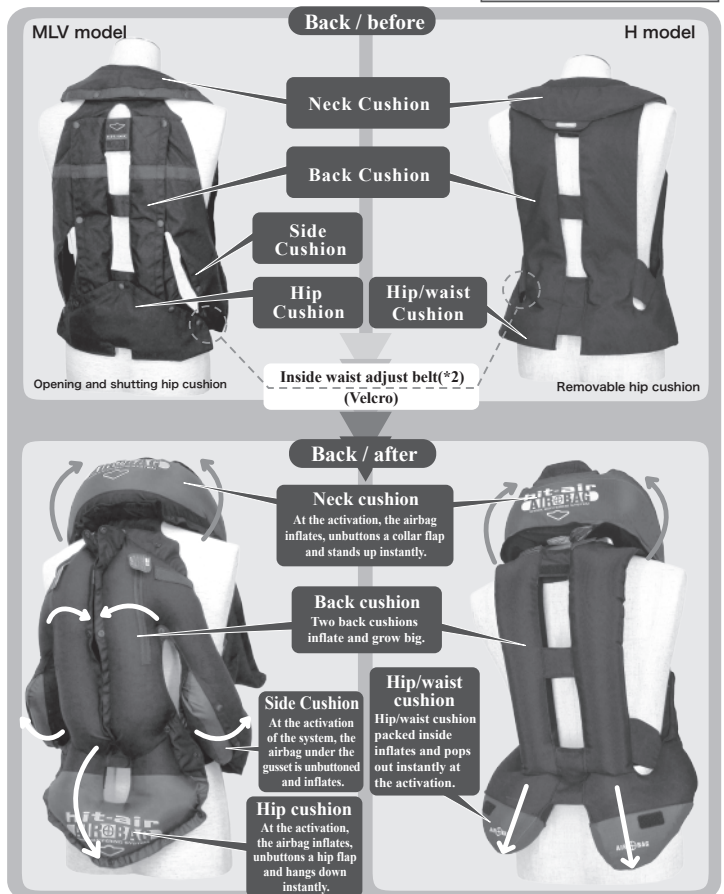
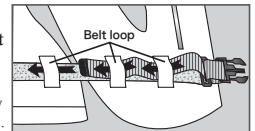
## 3 Name and Shape

Hit-Air jacket /all-in-one airbag: Name and shape.



\*2) For a belt adjustment around your waist, pass the belt through belt loops without fail.

If the belt is not kept in the belt loops when the system is activated, it may come off and the function of the airbag (shock buffering) may be impaired. \*Although numbers of belt loops vary with models.



9

\*Design and shape of model may vary.

\*Design and shape of model may vary.

10